

EagleClaw Grapple Saw
1.7/700CTH
10 – 15t Excavator Class
7 Finger By-Pass
Hydraulic-Rotator



**FERNTREE
EQUIPMENT
& DISTRIBUTION**
YOUR QUALITY BRAND CONNECTION



100%



MADE IN ITALY

Ferntree Grapple Saw Solutions
For Excavator 3t – 30t



EAGLE CLAW SERIES & AVS ARB 15 -7DD Rotator / Austria

Made for the Professional user

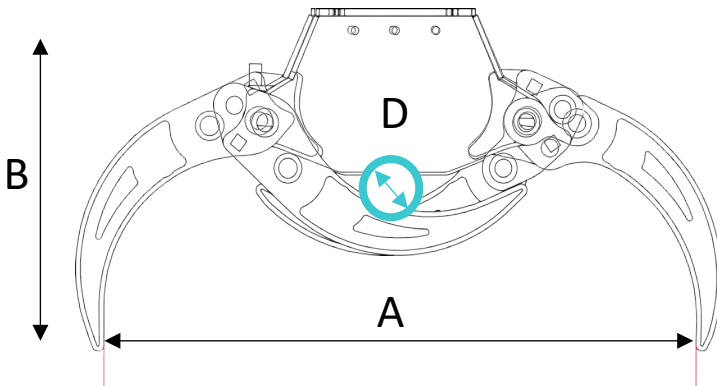
- Forest & Logging
- Demolition
- Landscape
- Material Handling

Top Plate prepared for Rotators from

- AVS – Austria
- Thumm - Rotators Sweden
- Simple Bolt on Pattern
- No Adapters needed



*Ferntree holds the right for technical changes at any time

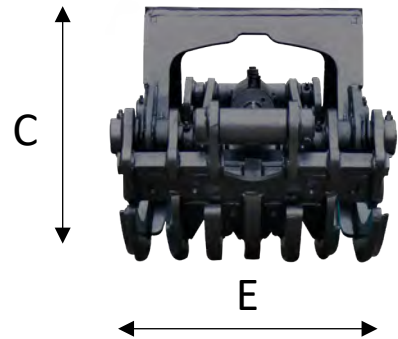


Rotator ARB 150-7DD specifications

Load axial static	250	[kN]
Load axial dynamic	140	[kN]
Torque @ 320 bar	3800	[Nm]
Rotation speed [rpm]	18	[1/min]
Rotating max	320	[bar]
Rotary feedthrough max	350	[bar]
Weight	167	[kg]

Operating Carrier

Fixed connection	8000 - 14000	[kg]
Cardanic suspension	25000	[kg]

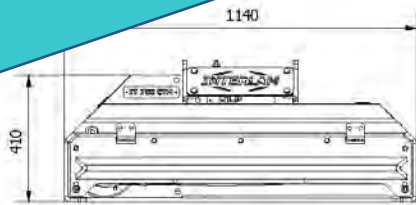


MODEL	5 finger lbs	7 finger lbs	Excavator class	A	B	C	D	E
UNI 1.1	210	225	1.5-3t	38"	24.7"	17"	1"	16.8"
UNI 1.2	480	525	3 -7t	48"	26.7"	20"	2.25"	18.8"
UNI 1.5	830	870	7 - 12t	60"	32.7	23.6"	3"	20.8"
UNI 1.7 GS	1170	1205	10 - 20t	68"	37"	27"	3.5"	22.8"

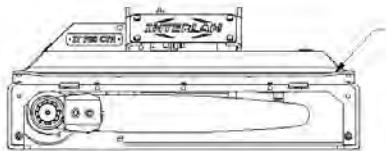
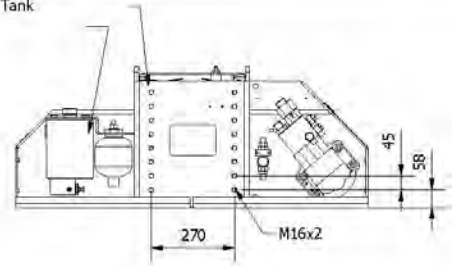
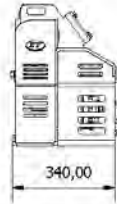
FERNTREE EQUIPMENT Import & Distribution for North-America

Info@ferntree.ca +1 778 222 9111 Guelph Ontario Canada www.ferntree.ca

EAGLE CLAW SERIES Saw Kit IT700 CTH



Oil Lubrication 1.5L Tank
Optional Grease

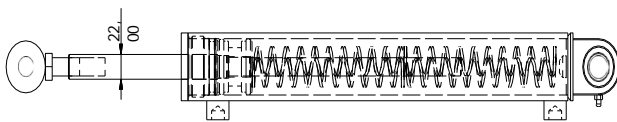


**Chainsaw Kit IT700CTH - Manual Tensioner Factory
Optional Kit IT700CTH - AUTOMATIC TENSIONER**

Weight - 160/170kg
Max cut diameter - 600/700 mm
Hydraulic Motor - PARKER F11-14/19
Flow - 100 min to 160 max
Max pressure - 250 Bar
Chain lubrication automatic Oil tank - 1,5 lt
Quick mechanical chain tensioner
Drainage straight to the tank
Saw bar - W82 820 mm - W90 900 mm
Chain - 404"- 2mm 96 - 104 links
Sprocket - C13
OPTIONAL
Saw bar - H33 840 mm
Chain - 3/4"- 3mm 52 links
Sprocket - H9

 8-25 Ton.	 Total weight of equipment 160/170 kg
---	--

IT 700 CTH	Interlam Saw Box
Flow	Min 26 – max 42 Gpm
Pressure	250bar / 3625 psi
Motor	Parker F11-14/19 Case Drain direct to Tank with max 20psi return pressure
Cut Capacity	32" Standard or 36" OREGON, IGGESUND, Wartah etc
Sprocket	C13
Chain	404 – 1.6 Optional Kit ¾
Oil Tank	1.5L / 0.4 Gallon
Tension	Mechanical or Optional Automatic



Bar – return through Spring loaded Cylinder



*Ferntree holds the right for technical changes at any time



**FERNTREE
EQUIPMENT
& DISTRIBUTION**
YOUR QUALITY BRAND CONNECTION



www.ferntree.ca



www.ferntree.ca



**FERNTREE
EQUIPMENT
& DISTRIBUTION**
YOUR QUALITY BRAND CONNECTION

**Import & Distribution
North-America**
Info@ferntree.ca
+1 778 222 9111
Guelph Ontario Canada
www.ferntree.ca